



A Conversation Book for ESL Students



Level 5

CONVERSATION

Join the Community!



Join

Study It Online

Join Study It's Edutopia online at www.studyitbooks.com/join. There you will find the Study It blog, tutorials, news, updates, lesson ideas, English help and more.

Ask

Need Help?

Need help teaching with Study It? Ask the community for ideas about lesson planning, time management, grammar rules, widgets, project based learning and more. Go to www.studyitbooks.com/forum for help.

Share

Share your ideas

Have a great idea for a Study It lesson? Have you written a fantastic exercise or activity to supplement a Study It Unit? Share your ideas on the forum and contribute to the textbooks. We are always looking for great ideas.

About **Study**

Digital Book Award Winner

Study It received the Digital Book Award for Best Academic / Reference book.

The Study It ESL series an engaging eBook for teaching non-native English speakers. It takes advantage of the iBooks format to include video and audio in a way that supports the lessons and never feels added on as an "enhancement." The Grammar books use a number of different assessment formats to allow users to test themselves throughout the book and see their scores. The book even uses the Note function in iBooks effectively for long-form answers. While the content of the book is challenging, it makes learning grammar easy and fun.

- Digital Book World Judging Panel, New York



QED Seal of Approval

The Study It ESL Textbook series has received the QED Seal of Approval.

The QED stands for Quality, Excellence, Design. It's the "Good Housekeeping Seal of Approval" for ebooks and enhanced ebooks. QED certified ebooks underwent a thorough, professional 13-point design review with an eye towards readability across multiple devices and in multiple formats. The QED was judged on criteria established on the recommendation of the Publishing Innovation Awards advisory council, who are respected leaders in digital production and design space.



Foreword

Welcome to Study It. Thank you for downloading our enhanced digital textbook. The Study It series is an interactive digital textbook for English as a Second Language students and teachers. It can act as a self-study book or as an in-class textbook.

The Study It team believes in Mobile Learning, Project-Based Learning and Flipping the Classroom. We hope the Study It series acts as a tool for teachers to expand these teaching strategies.

Students need to prepare for the 21st Century and Mobile Learning is the first step forward.

E-Learning has given students the opportunity to learn at home or away from the traditional classroom. M-Learning has taken E-learning to another level by allowing students to learn ANYWHERE. Students can study while traveling, on vacation, during breaks or any other free time they may have. Students are growing up in a world where they can “learn anywhere, any time.”

However, Mobile Learning means more than simply making books and notes portable or easy to carry around on devices such as iPads or iPhones.

M-Learning allows students to learn through multiple contexts rather than simply online or at a PC. This means students will learn by: reading, writing, watching video, listening to audio, doing projects and engaging with different people online or in the general public.


We hope the Study It textbooks series will be a great jump off point for teachers to experiment with Mobile Learning, Project-Based Learning and Flipping the Classroom.

Thank you again for your purchase of the textbook and please join our forums and share your ideas to help bring ESL education into the 21st century.


James Rice

Series Creator

Digital Note-Taking



Watch this video to learn how to make notes in your Study It Book



UNIT 1

TOPIC	LANGUAGE POINT(S)
Embarrassing Moments	Past Tenses
Giving a Presentation	Transition Words
Happiness	Gerunds and Infinitives
Stages of Life	Future Perfect, When
Working Out	Idioms, Present Perfect Continuous



Embarrassing Moments

Embarrassing moments are terrible when they happen, and hilarious stories later! This lesson focuses on using different past tenses to tell a funny story about our little, hilarious mistakes.

1. What is the difference between these two words?

Embarrass / Shame

2. Tell an embarrassing story to your partner. Where were you? Who were you with? What happened?



Language

Past Tenses

TENSE	USE	EXAMPLE
Simple Past	To tell your story in a logical order	I was on a blind date.
Past Continuous	Describe what was happening in your story	He kept looking at my nose and I didn't know why.
Past Perfect	Usually the big joke, describes what happened before an	I'd had a big booger hanging out of my nose the

My Most Embarrassing Moment

Questions

Listen to the video above and answer these questions.

A

1. When did his most embarrassing story happen?
2. Where was he?
3. What had he told his friends?
4. What embarrassing thing happened?
5. Why was it so embarrassing?

B

1. When did her most embarrassing story happen?
2. Where was she?
3. What embarrassing thing happened?
4. Why was it so embarrassing?





Practice

Putting the story together

Make a story from these words.

For example: It was my first day on my new job. I was late because I had overslept. I ran into the elevator and I was dripping in sweat. I said to the guy beside me, "Do you mind if I change my shirt quickly?" He nodded. So I took off my shirt and put on a new one from my bag. Later I met my boss, it was the same guy. I had taken off my shirt in front of my boss!

1. Date / Park / Dog Poop
2. First day of school / drink lots of water / wrong bathroom
3. Airplane / 20 hour flight / wake up / stranger
4. Driving / Boss sees you / Scratching your nose from the side
5. Meeting fiancé's parents / take off shoes / very stinky

SPEAKING TIP!

Stress your words by pausing before them. This gives the idea of importance.



Final Activity

Embarrassing Story Re-enactment

With a partner, re-enact your most embarrassing story. Record it with iMovie. Then, record a voice-over. Describe what happened!

Answer these questions: Where were you? What were you doing? What had you been doing before? Why was it so embarrassing?

REVIEW 2.1 Embarrassing Moments

Question 1 of 4

What is a booger?

- A. A scary man
- B. A bad smell
- C. A piece of snot



Check Answer



Embarrassing Stories

My Most Embarrassing Moment

My Embarrassing Story

A: My _____(1), most embarrassing story was when I was a teenager. I was with all of my friends, we were _____(2). I had told all of them that I was the best bowler in the world, I really _____(3), probably too much. Anyways, there were a lot of girls there too. Some that I liked... I was doing great. I got three straight strikes, everyone was cheering my name! I needed one more strike to win the game. I walked up for my final shot. Everyone was silent. I mean *everyone* was silent, it was so quiet everyone was watching. That's when I

Listening

Fill in the Blanks

Listen to the video above and read along. Drag the correct word to the number.

1. absolute

2. bowling

3. bragged

4. farted

5. blast

6. sweaty

farted

bowling

absolute

blast

sweaty

bragged

Check Answer

Giving a Presentation in English

Giving a Presentation is the number one fear for not only ESL students, but native speakers, too! Whether it is in college, university, or at a business meeting, being able to structure and give a proper presentation in English is invaluable. This lesson gives you the common vocabulary and structure of a presentation in English.

- 1. Do you like speaking in front of people? Why? Why not?
What is your biggest fear?*
- 2. What are the benefits of speaking in front of people?*
- 3. Have you ever given a presentation in your language?
What was the topic and how did it go?*



Language Point

Presentation Tips

- Use notes
- Move Around
- Eye contact
- Enthusiasm! Use your hands
- Be loud and confident!

Presentation Structure


PART	PURPOSE	LANGUAGE
Greeting	Get comfortable, Polite	Good morning ladies and gentlemen. Today I'm going to talk about...
Hook	Make the audience interested	Have you ever thought about... Listen to this...
Thesis	State main idea	It is my belief that... I'm here to tell you that... It is my conviction that...
Summary	Prepare audience	My presentation will be in three parts. First, Second, and Last...
Body	Give opinions and details	First / Second / Third Furthermore / Also / In addition
Conclusion	Wrap up, explain, summarize	Therefore / In conclusion / Indeed / To wrap it up



Practic



Final Activity



Presentation Example

Listen to the presentation above and answer the questions.

1. What is the topic of the presentation?
2. What are his three body topics about?
3. What is the main ingredient in Mexican food?

Know Your Audience

Write down a list of topics that you can speak about.
Choose a topic with a partner.

For 10 minutes, come up with 10 questions you want to ask your classmates about your topic. This will help you understand your audience better so you can make a better presentation.

Ask your classmates the questions and gather the information.

Your Presentation

Create a presentation based on the answers to your questions. Make sure that you have a greeting, hook, thesis, body, and conclusion.

Greeting:

Hook:

Thesis:

Body:

Conclusion:

Working Out

We all feel like we need a little exercise from time to time. This lesson will help you improve your vocabulary for times when you are at the gym, or doing anything that you do not want to do!

1. Do you like to exercise? Why? Why not?
2. How many muscles can you name in English?

Exercising



How often should you exercise? Do you like to go running?



Idioms to talk about Work and Stress

There are many important idioms that we can use to talk about work and stress.

Running is **very, very difficult for me**.

Running is **killer**.

I am sweating so much and I think it is disgusting, ew!

I'm **sweating like a pig**, ew!

REVIEW 2.2 Practice

Question 1 of 5
Match the definition to the word.

- up to
- pump iron
- sweat like a pig
- no pain, no gain
- killer
- cut out

capable, able to do

perspire a lot

doing, occupied with

lift weights

difficulty = improvement

very difficult



Practice

Working Out

A: Hey, I didn't know you went to the same gym as me! What are you up to?

B: You know, just pumping some iron. I'd shake

Comprehension Questions

1. Why don't they shake hands?
2. What is Ab-blaster?
3. Do they both want to eat healthy?
4. Were they both always strong?
5. Do you like these two people in the dialogue?
6. Do you feel comfortable in a gym? Why? Why not?

Fill in the Blanks



Final Activity

At the Gym

You are at the gym and you see your friend! Your friend loves to work out, but you hate it!

Practice having a conversation with your friend. Use the new idioms you have learned in your conversation.

Stages of Life

“You only live once” What does this mean?

What happens when you're a teenager? What happens when you're fifty? How are they different? How are they the same?

If you could be any age forever, which age would you choose? What can you do when you are that age?



Language Point

Language Point: When... As long as...

We can use *when* with the zero conditional to talk about things that are almost always true.

When you are a teenager, you feel extremely emotional.

For warnings, you can also use *as long as* and *unless* with the first conditional.

As long as you exercise, you can play sports when you are older.

Unless you quit smoking, you will not feel energetic.

The Stages of Life with Joe Holliday

Life and Style Podcast

Joe Holliday is a world-famous life and style guru. He has appeared on TV shows all over the world, and is here to tell us about the changing attitudes towards aging.

Listen to the podcast and answer these questions:

1. What does 30 is the new 20 mean?
2. What about getting older? What are your attitudes towards that?
3. What advice do you have to people listening now?





Practice

That's Life!

Think of one good thing and one bad thing that happens when you are at each life stage.

For example: When you are a baby, you get fed whenever you cry. However, you also need help going to the bathroom.

LIFE STAGE	+	-
Baby		
Infant		
Toddler		
Kid		
Teenager		
Young Adult		
Thirty-something		
Middle-aged		
Elderly		
Centenarian		



Final Activity

Life is Better When You Are...

In your group, choose a life stage. Tell the class why that life stage is the best.



Life is just so much better when you're in your twenties. When you're 20, you have all the freedom of an adult and all of the energy of a kid. It's awesome!



When you're a toddler, everything is new, that's why it's the best. You look at the world with wonder and awe, everything you see is for the first time!

Happiness

Happiness. What does it mean to be happy? All that people want is to be happy, right? But is it possible that happiness means different things to different people? This lesson focuses on talking about the actions that make you happy.

What do these quotes mean?

“Happiness is a fish you can’t catch.”

“Most folks are as happy as they make their minds up to be”

“A table, a chair, a violin, a bowl of fruit. What else do you need to be happy?”



Language Point

Language Point: Gerunds

When we talk about general activities, we can use Gerunds and Infinitives.

Gerunds can be used as subjects or objects in a sentence:


I’m the happiest when I’m eating with my friends. **Eating** with my friends is the most relaxing thing I do. That and **traveling** make me the happiest.

I love **to ski**. Absolutely love it.

Use “go” with gerunds that are typical, recreational activities.

I want to **go bowling** tonight.

Which Actions Make you Happiest?



What Activities Make you Happiest?

Complete the sentences with a partner.

I love...

I enjoy...

I find _____ really enjoyable.

I hate...

I don’t like to...

If I could, I would...

I really want to...

BE CAREFUL!
Use **go + gerunds** to talk about recreational activities.

Let’s skating!
Let’s go skating!




Practice

Look at the list of activities below. Answer these questions.

1. Which activities make you the happiest? Why?
2. Which activities bore you the most? Why?
3. Which activities have you done? What happened? How did you feel when you did it?

ACTIVITY	
go boating	go sailing
go bowling	go scuba-diving
go bungee-jumping	go sightseeing
go camping	go skateboarding
go canoeing	go skiing
go climbing	go skinny-dipping
go dancing	go sledding
go hunting	go snorkeling

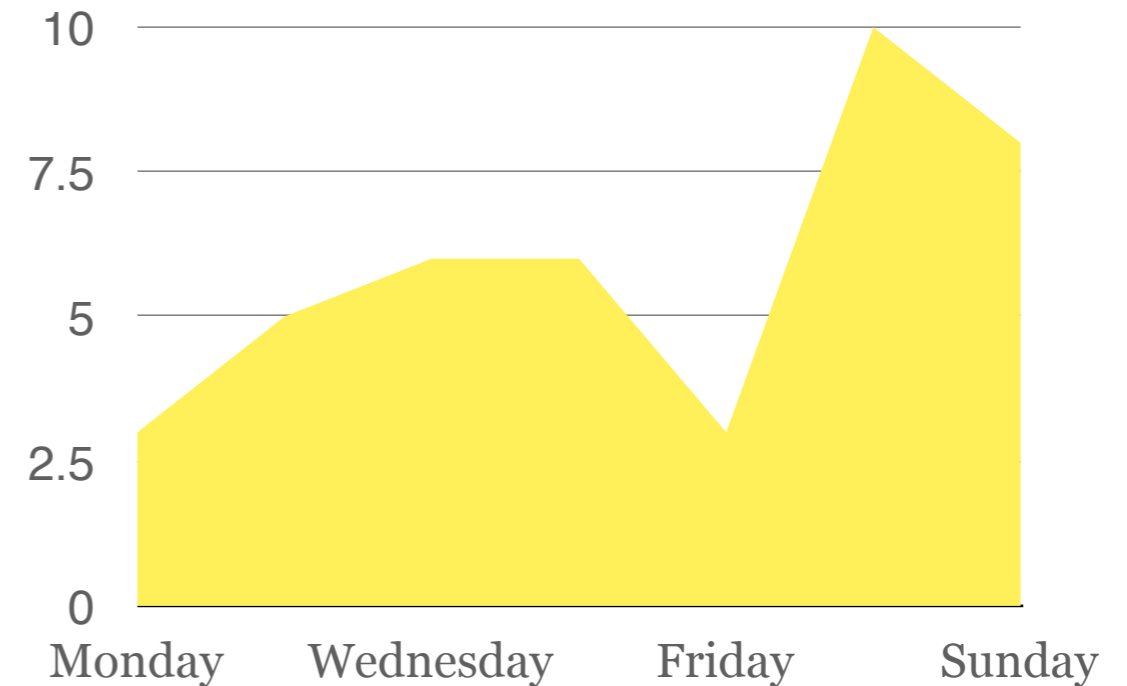


Final Activity

What makes you the happiest?

■ My Weekly Happiness

Make a chart that shows your happiness level throughout the week (or year). Explain the changes. What activities make you happy? When are you most happy? Why?



For example:

I'm the happiest on Saturdays because I go dancing with my friends. I get to let loose and have fun! Taking tests and handing in my weekly assignments makes me feel pretty low on Fridays.

UNIT 2

TOPIC	LANGUAGE POINT(S)
Travel and Tourism	Present Perfect and Simple Past
Values	Word Forms
Neighbours	Compromise Language
Deciding the Punishment	Conditionals + Should
Create a Commercial	Extreme Adjectives



Travel and Tourism

Niagara Falls, the Great Wall, the Pyramids, New York! Traveling and exploring other countries is an incredible (and sometimes scary) experience. This lesson focuses on talking about your experiences while traveling as a tourist.

1. *Could you live in another country for the rest of your life?*
2. *Describe the most interesting person you have ever met on one of your travels.*
3. *Which other countries have you traveled to? What happened?*



Language Point

Present Perfect and Simple Past

When we talk about our past experiences, we often use the present perfect and simple past tense.

Use the present perfect to talk about the general experience.

For example: I **have been** to New York twice.

Use the simple past to talk about what you did while there.

For example: I **went** to the Empire State Building.

BONUS TIP!

Speak faster and more naturally.

I have been to = I've bin



Visit the majestic, awe-inspiring Niagara Falls. Located on the border between the United States and Canada, Niagara Falls is a tourist-destination for every traveler.

During your stay, make sure you stroll up and down Clifton Hill for souvenir shopping and fun. The Gorge is a little bit out of the way, but is worth the trip. The Whirlpool Rapids are stunning and the Botanical Gardens are gorgeous.



Practice

I Love NY

Richard and David are talking at a coffee-shop.

Listening Questions

1. Where did Richard go?
2. How many times has David been there?
3. Where was the hostel?
4. What did Richard do first? After that?



Have you ever been to these places? Why should people travel to these places? Why not?



Final Activity

Travel Story Example



Where has he been?

What did he do?

Travel Story

Work with a partner or in a group.

Create your very own travel story. Include pictures and your own personal stories. Answer these questions in your ad:

1. Where have you been?
2. What did you do?
3. What should people do when they are there? Why?

REVIEW 3.1 Practice

Question 1 of 2

Match the definition to the word.

majestic	<input type="radio"/>	grand, glorious
awe-inspiring	<input type="radio"/>	amazing, wonderful
stroll	<input type="radio"/>	walk leisurely
out of the way	<input type="radio"/>	inconvenient location
worth the trip	<input type="radio"/>	beneficial, justified
stunning	<input type="radio"/>	remarkable, beautiful

remarkable, beautiful	beneficial, justified	grand, glorious
walk leisurely	amazing, wonderful	inconvenient location



Check Answer



Values

Our values are our beliefs, and they shape most decisions that we make. While different cultures have different values, individual people do, too. This lesson focuses on talking about your values.

1. Does tipping exist in your country?
2. How much should you tip?

Values



Who should you help in life?



Language Point

Word Forms

Many words change depending on their word form. Be careful!

Honesty is very important in relationships.

My boyfriend is very **honest** with me.

Talk to your partners. What are the other word forms?

NOUN	VERB	ADJECTIVE	ADVERB
compassion	-		
generosity	-		
forgiveness			-
understanding			-
honesty	-		
attentiveness	-		
comfort			
energy			



Practice

Word Form Practice

Question 1 of 5

James is very _____ for his age.

- A. energetically
- B. energetic
- C. energy



Check Answer



Discussion Questions

1. What value was the most important to your father? To your mother? To your grandfather?
2. What value is most important to you? Why?
3. What value has changed for you over time?
4. Do you think any values are increasing or decreasing in the world?



Final Activity

Family Values

Work with a partner.

A) The Prodigal Son

Your son is failing all of his classes, and today he got in a fight with another student over lunch money. You need to talk to your son and tell him about important values.

B) Advice from the Grandparents

You have your grandchildren over to your house and you are giving them life advice. Talk about values. Which ones are the most important to you and the family? Why?

C) The President

You are the President of your country. You are at a United Nations meeting. Talk about the problems of the world. Which values does the world need to improve? How can we improve them?

Values: Tipping

Listen to the dialogue and answer the questions.

1. What are they arguing about?
2. How much does Jack want to tip?
3. How much does Kate want to tip?
4. Why does Kate want to tip only 10%?

Jack and Kate are at a restaurant. They have finished their meals and are paying the bill.

Kate: Ok, so we'll split the bill. Let's tip 10%. The service wasn't that great.

Jack: Only 10%? Have some _____ **(1)**, Kate. She was busy. The restaurant was packed.

Kate: You are way too _____ **(2)**, and way too forgiving. I think that 10% is _____ **(3)**. The food was cold, and she got my drink order wrong.

Listening

Fill in the Blanks

Listen to the video above and read along. Drag the correct word to the number.

1. compassion

2. generous

3. fair

4. understanding

5. karma

6. compassionate

understanding

karma

compassion

generous

compassionate

fair

Check Answer

Neighbours

Neighbours can lend you sugar and they can keep you awake at night. Whether you love or hate your neighbours, they are always a test of compromise and understanding. This lesson focuses on compromise.

1. Describe your neighbourhood. How many houses? What kind of apartments?
2. What kind of neighbours do you have?
3. Do you often invite people into your house?

Neighbours



Neighbours can be your best friends... Or they can be crazy.



Language Point

Compromise Language

There are many phrases we use when we are trying to compromise with someone. Here are some of the most common expressions:

We need to **reach an understanding**.

Let's **find the middle ground**.

Ok, I'll **meet you halfway** on that.

This is where we **differ**.

I differ with you **on** that.

I'm **on your side**.

I'm **not on your side**.

It's **a give and take**.

I'll move my fence **if** you cut down your tree.

BONUS TIP!

Don't confuse LEND and BORROW.

(v) lend = give temporarily
(v) borrow = take temporarily

For example: James has a phone. Mark doesn't have a phone.

Mark: Can I **borrow** your phone?

James: Yeah, sure, I can **lend** you my phone for an hour.



Practice

Finding the Middle Ground

Respond to these neighbours!

1. You always play loud music at night. I can't sleep!
2. Your yard is a mess. The grass is too long and your garbage goes onto my property.
3. I hate your dog. He barks every night and keeps me up.
4. Your kids are fooling around in the elevator and pushing all of the buttons. I can never get in!
5. You never shovel the sidewalk when it snows. I slipped on the ice yesterday!

Discussion Questions

1. Do you know your neighbours?
2. Do you like your neighbours?
3. Have you ever had a problem with a neighbour? What was it? What happened?
4. Do you like to compromise? What is the best way to compromise?



Final Activity

The Worst Neighbours Ever

Work with a group.

The Golding Family

You are a family of three. Two professors and a shy teenage girl. You are very quiet. Your neighbours are driving you crazy! You need to confront them. Your neighbours:

- always play loud music in the morning
- have an angry dog which bit your daughter
- always park in your driveway
- put a hole in your fence
- and so much more!

The Neighbours

You are a group of college students. You don't like your neighbours because they are not fun. They:

- always complain to you
- never take out the garbage
- called the police about you twice

Deciding the Punishment

What happens when you do something wrong? Well, it depends on the country. Some countries punish wrongdoers differently than others.

1. *Make a list of crimes. Which ones are serious?*
2. *Should you go to jail for buying drugs?*
3. *What is the most common crime in your country? What is the punishment?*

Crimes



What crime is this?



Language Point

When we talk about punishments, we can use the zero and first conditionals.

If you steal \$10,000, you **go** to jail = law

If you steal \$10,000, you **should** go to jail = opinion

What do you think?

Fill in the blanks.

1. If you drink and drive, you _____ lose your license.
2. If you steal \$10, you _____ get a fine.
3. If you murder someone, you _____ go to jail.
4. If you buy drugs, you _____ go to jail.
5. If you deal drugs, you _____ go to jail.

CAREFUL!

“You” can mean “anyone” in a sentence.

Vocabulary Practice

Question 1 of 2
Match the definition to the word.

- intoxicated
- assault
- theft
- hard drug
- hot goods
- intent

goal, plan stolen items drunk
stealing fight, attack cocaine, heroin etc.



Practice

To Punish or not to Punish?

When the police catch you doing a crime, the court can punish you or it can pardon (not punish) you. Here is a list of the most pardoned crimes in Canada. What do you think should be the punishment for these crimes?

For example: You should go to jail for one week for theft under \$200.

1. Driving while intoxicated with more than .08 alcohol %
2. Assault
3. Theft
4. Soft drug use
5. Theft under \$5000
6. Failure to appear in court
7. Possession of hot goods
8. Theft under \$200
9. Breaking and entering with intent to steal
10. Driving with no license



Final Activity

Class Punishments

Work with a group.

You are the new Director of your school. You have the worst group of students you have ever had. They are breaking every rule and committing crimes in the school! You must make a school announcement. You must tell the students the punishments for their crimes.

1. What crimes did they commit?
2. What is the punishment for each crime?
3. Who committed the crimes?

Crime and Punishment

Question 1 of 5

If you drink and drive in Canada, you lose your license.

A. true

B. false

Create a Commercial

Commercials are all around us. They make us laugh, make us think, and most of all, commercials convince us to buy something. This lesson is an activity to help you practice your English. Time to Create your own Commercial!

What commercials do you like? Find them and describe them.



Language

Extreme Adjectives

Extreme Adjectives are used to describe something that is exceptional. They are special because we do not need to use *very* to stress the adjective.

My room is very clean = My room is **spotless**.

Extreme adjectives are used in situations when you are stressing the quality of something: you can use them when you are talking about anything that is amazing or terrible.

The phone I bought is very good = The phone I bought is **astounding**.

You can use the words **absolutely**, **quite** and **really** to stress extreme adjectives.

My room is **absolutely spotless**. My room is **really filthy**.

Extreme Adjectives

Question 1 of 2

Match the extreme adjective to the word.

very small



tiny

very dirty



filthy

very good



fantastic

very pretty



jaw-dropping

very ugly



hideous

very surprising



shocking

shocking

filthy

tiny

hideous

fantastic

jaw-dropping



Check Answer





Practice

Creating Your Commercial

Work with your group.

Commercials are the art of persuasion. After viewers watch your commercial, they must want to buy your product. Your commercial can be funny, dramatic, or strange. You decide! Answer these questions with your partners first before you start shooting.

1. What is the product name?
2. Describe the product using extreme adjectives.
3. How is the product better than its competitors? Describe a similar product using extreme adjectives.
4. What is the special quality of the product? Why will consumers want to buy it?
5. Think of a slogan that shows the special quality.
6. Think of a situation that will show the special quality.

Focus Group

Present your ideas to the class in full, descriptive sentences.

Each group must rate the commercial idea out of 10. Explain one thing that they like about the idea, and one thing to make it better.



Final Activity

Commercial Competition

You are the ad men and women at a large advertising company. Your job is to present a commercial to the company and get the account.

Your commercial must:

- be **less** than 1 min
- include a description of the product
- have a slogan
- have a jingle (3 sec song about the product)

Student Example



Watch the example and think of its strengths and weaknesses.

UNIT 3



TOPIC	LANGUAGE POINT(S)
Instructions	Interrogative
Marriage and Divorce	Word Forms
Capital Punishment	Vocabulary
Stereotypes	Adjectives
Telling a Story	Narrative Tenses



Level 5

Giving Instructions

Have you ever been lost in a new city? Needed to find the bathroom in a museum? Giving instructions, and listening to instructions, can save your life. Instructions are also a very big test for your English. This lesson will help you give and receive instructions.

1. Who gives instructions more, men or women?
2. Do you like giving directions? Why? Why not?
3. What is important when giving instructions?



Language

Imperatives

When you want to give clear, direct instructions, use the **imperative** form. Imperatives are special sentences because they start with a verb. This makes it easier to understand for the listening.

Stand up and walk over to the door. **Turn** right. **Leave** the room.

Be careful! Imperative sentences can sound very direct and aggressive. We use some special expressions in English to make the imperative sound more polite:

If you could stand up, that **would** be great.

It **would** be great if you **stood** up and **left** the room.

Is it possible for you to stand up? Thanks.

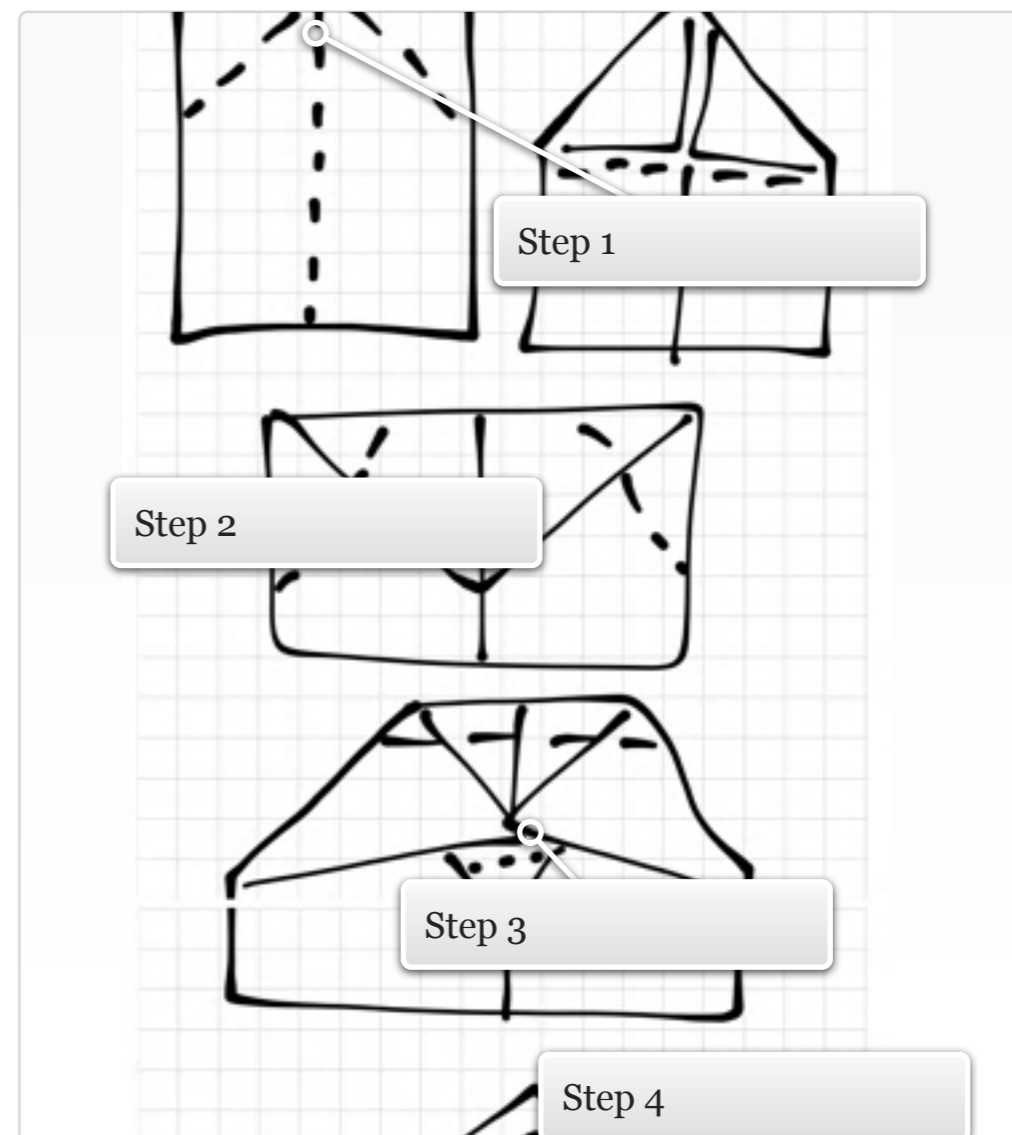


Practic

Making a Paper Airplane

How do you make a paper airplane? Look at the interactive picture below and try to make the airplane!

The Eagle



How to Catch a Thief

Label the steps in order.

A) The detective asks the shoplifter to come up the manager's office.

6

B) The detective acts as if they were buying something.

2

C) The detective waits until the shoplifter has gone out of the store before stopping them.

4

D) When the detective sees the shoplifter taking something, they do not show that they have noticed.

3

E) The detective simply taps the shoplifter on the shoulder and says, "I think you have something that isn't yours."

5

F) The detective dresses as they normally do to go shopping.

1

2

5

1

3

4

6

Check Answer



Final Activity

How To Make Green Tea

Put the steps in the correct order.

1. Leave the tea for a few moments. Then, enjoy!
2. Put the leaves in the tea strainer or sieve. Or put the tea bags in the cup.
3. Put the tea leaves in a pot or pan.
4. Fill a pot or pan with water and heat the water to 80 celsius or close to boiling. The water should bubble.
5. Steep the leaves for 2-3 minutes. Do not steep for too long though, or the tea will get too bitter.
6. Determine how many cups of green tea you want to make.
7. Pour the heated water into the cup.
8. Remove the tea bag or strainer from the mug.

How to Make Green Tea



Watch the video. Are any steps missing?

How do you...

Tell the class how to do something from beginning to end. Here are some ideas:


- make grilled cheese
- build a book shelf
- make a paper airplane
- get to your house
- tie a tie
- do your makeup

Marriage and Divorce

Love and Marriage go together like a horse and carriage, right? But does love equal marriage? This lesson focuses on talking about relationships and making promises.

1. Do you want to get married? Why?
2. What makes problems in relationships?
3. If two people divorce, who should get the money?

Marriage and Divorce



Have you ever loved someone?



Language Point

Making Promises

When you talk about marriage, you are going to be making promises.

To make a simple promise, use *will + verb*

I **will** love you.

There are other words you can use:

I **vow** to love you forever.

I love you, **you have my word**.

Add an adverb for emphasis.

I will **always** love you. I will love you forever!

We also use phrases to communicate our feelings:

I **swear**, I will always love you, **until** the day I die.

As god as my witness, I will never break your heart.

We can also use *When* to be more specific:

When you feel sad, I will buy you ice cream.



Practice

Wedding Vows

Wedding vows are small speeches at weddings. During the wedding vows, you must make promises to your partner about your future together.

Read these two wedding vows and fill in the blanks. Which one is better? How would you change them?

sleep with / convince / lawfully / take / neglect / ignoring / sick of / yell / faithful / sleep with

John: I John, ___ you Catherine, to be my ___ wedded wife, to love and to ___, from this day forward until I get ___ you. I vow to love you as long as you stay healthy, ___ all others until I meet a more attractive woman. I swear I will ignore you, ___ at you, and to be ___ to you until I ___ another girl to ___ me. When you are sick, I will watch basketball. When you feel sad, I will drink alcohol. These are my vows.


starter / meets / desire / try / manipulate / demean / tear

Catherine: I Catherine, take you to be my ___ husband. I swear I will ___ this out for awhile until you stop giving me everything I _____. I vow to love you as long as I can _____ you, _____ and always _____ you down. I promise to despise you, to bash you to my friends. I vow to be faithful to you, as long as you make enough money so I can shop, or unless another man ___ my emotional needs, till divorce do us part.

What do you need in a relationship?

What promises would you make to a future partner?

Your partner is angry with you because you ignore her/him, and you don't meet her/his emotional needs. Make 3 promises.



Final Activity

Get Hitched

Work with a partner.

You are getting married! Make wedding vows to your partner and present them to the class.

Vocabulary

Question 1 of 2

Match the meaning to the word or phrase.

take you



choose you

lawfully wedded



legally married

neglect



ignore

sick of



tired of smth

faithful



loyal

sleep with



have sex with

ignore

legally married

tired of smth

loyal

have sex with

choose you



Check Answer



Capital Punishment

“Capital Punishment means the people without capital get the punishment”. What does this mean? What happens when you do something wrong? Well, it depends on the country. Some countries punish wrongdoers differently than others. In this lesson, you must decide the fate of a murderer.

1. Do you have Capital Punishment in your country?
2. Should a government kill a person?
3. What is a Serial Killer? Why do they become famous in society?

Capital Punishment



A life sentence in jail can cost taxpayers lots of money.



Language Point

Conditionals

When we talk about punishments, you can use different conditional sentences.

If you murder someone, you **go** to jail for 20 years = law

If you commit treason, you **shouldn't** be executed = opinion

If my wife was murdered, I think I would want capital punishment = imaginary

If Gary Frey hadn't killed five people, he wouldn't have been executed. = regret

What do you think?

Answer these questions in a group.

1. If you murdered someone, you should...
2. If you committed treason, you should...
3. Is it possible that some convicted murderers are innocent? What should we do?

CAREFUL!

“You” can mean “anyone” in a sentence.



Practice

The Death of Gary Frey

Listen to the dialogue and answer the questions.


Henry: Did you hear about Gary Frey? He's the guy who murdered five people last year. He's on **death row**.

Joanne: I heard he's getting the electric chair. I can't believe they still use it, it's so **barbaric**.

Henry: Come on, he **deserves** to die. He was **caught red-handed** and **convicted** of **first**

Comprehension Questions

1. What is happening to Gary Frey?
2. What crime did he commit?
3. Does Joanne agree with Capital Punishment?
4. What does Henry think? Why?



Final Activity

Supreme Court

You are elected members of the supreme court. Gary Frey, the convicted murderer, has been sentenced to death by electric chair. Many people in the country want you to stop Capital Punishment. You have 10 minutes to change the sentence or Gary Frey will die.

1. Make a pros and cons list with your group.
2. Think of reasons to support your arguments.
3. Discuss! You must decide quickly!

Capital Punishment

Question 1 of 5

In Canada, if you murder someone, you go to jail for at least 20 years.

- A. true
- B. false

Matching

Question 1 of 2

Match the preposition to the sentence.

He deserves die.

He was convicted first degree murder.

I don't agree Capital Punishment.

He should get a slap the wrist.

He should go to jail 100 years.

with

for

of

on

to

Check Answer

Stereotype

Stereotypes are judgements that we make about people with no proof. They can be positive, *Canadians are polite*, or negative, *French men are disloyal*.

Ask your partner if they think the following statements are true or false. Are any of the statements stereotypes?



I really don't like when people say, "You're Japanese, you must love sushi." I *never* eat sushi. Some people even think I can make sushi!



I hate it when people presume that I love soccer because I'm Brazilian. It's true that lots of people like soccer, but not *everyone*. Also, Brazilians can be shy too!



Language Point

Talking about Stereotypes

Use the comparative or superlative form to compare stereotypes.

Stereotypes?

Canadians are **more polite than** Brazilians.

Brazilians are **better than** Americans at soccer.

Japanese are **the most punctual** people in the world.



Men are better managers than women.

You can also use *so* or *always* to make a negative comment about someone or something.

Koreans **always** want to be the best.

French men are **always** in love.

Canadians **always** say sorry.

Americans are **so** loud.



Common Stereotypes

Look at the list of adjectives to the right. Answer these questions with a partner:

1. Which stereotypes are positive?
2. Which countries match these stereotypes?
3. Does your country match any of the adjectives? Why?

My Country

Talk to your partner about their country. Use the adjectives to the right to describe your partner's country. Then, present it to the class.

Stereotypical Adjectives

Question 1 of 2

Drag the synonym to the word

punctual



on time, prompt

tolerant



open-minded, liberal

romantic



passionate, loving

hard-working



diligent, industrious

sophisticated



modern, cultured

arrogant



conceited, egotistic

conceited, ...

open-minded, ...

modern, cultured

on time, prompt

passionate, loving

diligent, ...



Check Answer





Practice

I Can do it Better!


Work with your group.

Look at this list of jobs:

car mechanic	nurse	engineer
secretary	football player	teacher
server	cook	dishwasher

1. Which jobs do men usually do? Why? List at least 3 jobs which men are better for and a reason.

2. Which jobs do women usually do? Why? List at least 3 jobs which women are better for and a reason.



Final Activity

Stereotypes Survey

You are a part of a scientific team hired to discover the perceptions of your class and school. You must conduct a survey about stereotypes.

Your survey must:

- have 10 questions
- use new adjectives from the lesson
- be presented to the class

I Am... I Am Not...

Make a short speech talking about your gender or nationality. Talk about which stereotypes are true and which ones are not.

For example:

I am Canadian. I am polite. I am *not* cold.

Telling a Story


The most powerful way to communicate is to tell a story. Stories can inspire, motivate, and make you laugh. This lesson focuses on telling stories in everyday life.

What happens in these pictures? What is the story?

A Love Story



A beautiful girl!



Language Point

Telling a Story

Use these phrases to help order your story.

Set the stage: *So I was eating at a French restaurant. It was hot, and I had been waiting for a friend.*

The Action: *That's when this beautiful woman asked to sit with me! I was shocked. She gave me her number.*

Ending: *After that, we went out on three dates, and now, we're married! She's crazy but, in the end, I'm so happy.*

Past Tense Review

Question 1 of 3

It had been raining for many days.

- A. a continuous action that happened before a time in the past
- B. an action that was interrupted by a second action
- C. a finished action that is followed by another action



Practice


Story Mixup

We most often tell stories when something amazing (or terrible) happens in our lives. These stories can be about small things (your ride to school) or about big things (your first kiss). No matter what story you tell, you must tell it in a clear order. Tap the widget below to practice storytelling.



Discussion Questions

1. Why was it a special day?
2. Where had they gone?
3. What did they talk about?
4. Why was the father angry?
5. Do you have any similar stories?



Final Activity

Student Example



Kana tells the story about her first time traveling abroad.

Tell a story about a “first” in your life. Your story must have a beginning, a middle, and an end. Make sure that you use the right tenses! Here are some ideas:

Your First . . .

- your first kiss
- your first day of school
- your first vacation
- your first day at work

UNIT 4



TOPIC	LANGUAGE POINT(S)
Music to my Ears	Music Idioms
The Art of Persuasion	Future Tense, Giving a Speech
Health and Fitness	Simple Present, Health Vocab
In the Hospital	Idioms
Create a Country	Vocabulary, Prepositions



Level 5

Music to my Ears



“Talking about music is like dancing about architecture”, but music is often used in English to express yourself. This lesson focuses on using music to describe people and feelings.

1. *Do you play any musical instruments? Do you want to play any musical instruments? Which ones?*

2. *What's your favourite song? Why?*

3. *What are you really interested in? Why?*



Language Point

Idioms

Question 1 of 2

Match the meaning to the idiom.

toot (your own) horn

praise yourself

face the music

deal with

music to my ears

smth makes you happy

change your tune

change your opinion

all that jazz

everything of that kind

change your ...

everything of th...

deal with

smth makes yo...

praise yourself

Check Answer

Marching to the Beat of your own Drum

Listen to the dialogue and fill in the blanks. Then, answer these questions:

1. Why was Brian fired?
2. What kind of person was Brian?
3. How can the two employees avoid getting fired?

A: Did you hear bout Brian? The guy who tooted his own horn all the time? Well, he was stealing money from the company. He faced the _____(1) yesterday and got fired.

B: That's music to my _____(2). I never liked that guy.

A: Really? Well you've changed your _____(3). I

Listening

Fill in the Blanks

Listen to the video above and read along. Drag the correct word to the number.

1. music

2. ears

3. tune

4. jazz

5. tango

6. ear

music

ear

jazz

tango

ears

tune

Check Answer



Practice

Using the Idioms

Use the idioms in response to these sentences.

1. A: My teacher caught us cheating. What should we do?

B: I think we should _____.

2. A: You got an A+!

B: That's _____.

3. A: I don't mean to _____, but I got straight As!

4. A: At first, I thought that he was mean, but now I've _____ . I think he's pretty cool.

5. A: What do you want to do tonight?

B: I don't know, let's just go downtown and _____.


Discussion Questions

Discuss these questions with a group. Try to use the idioms.

1. *Has your opinion about someone ever changed? What made you feel differently about that person?*

2. *Have you ever had to admit to making a big mistake? What was it?*

3. *What happened when you admitted to your mistake?*



Final Activity

What Would You Do?

Read the situations and talk about the best actions. Then, choose one and perform it for the class using as many idioms as you can.

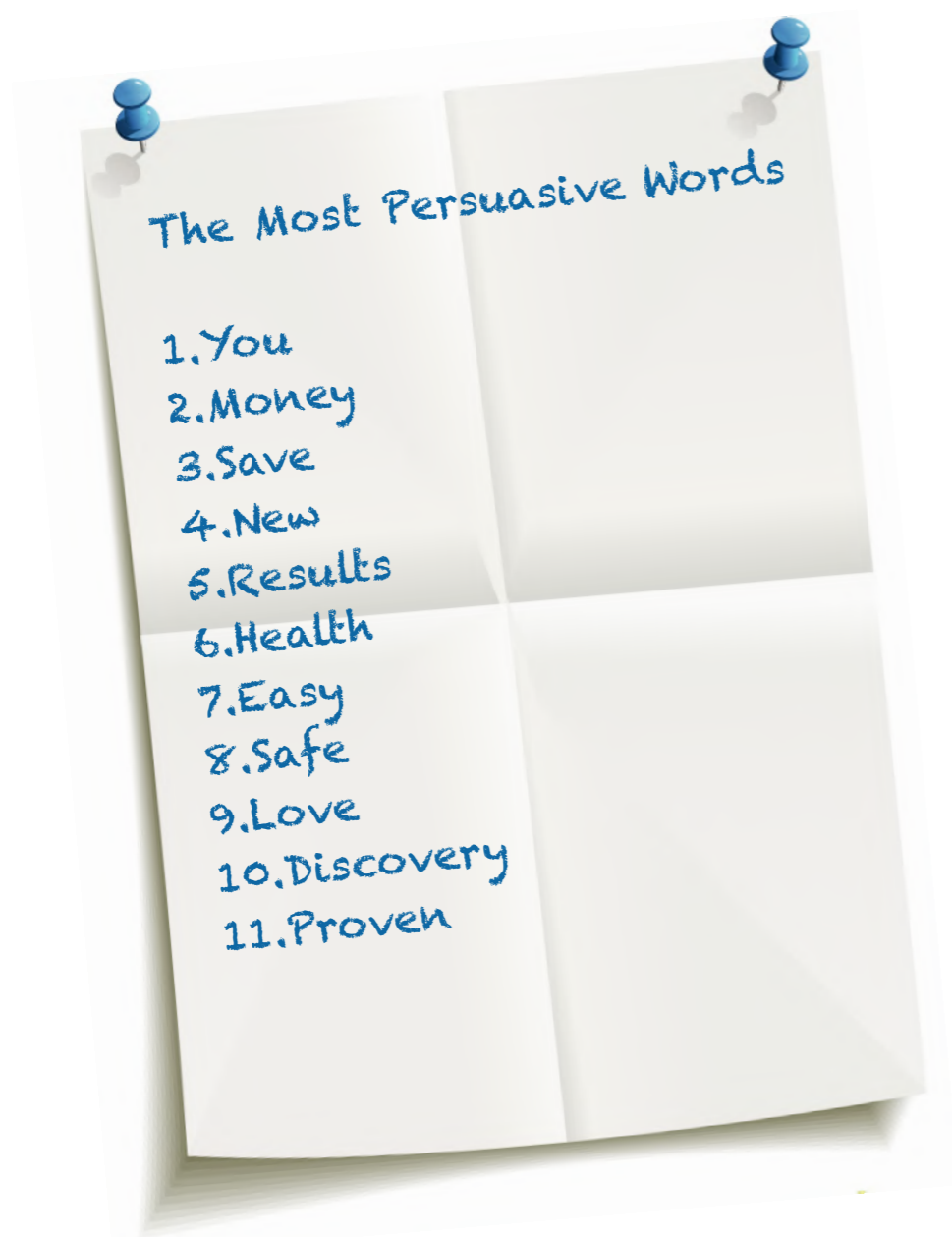
a) You see your friend cheating on a test.

b) Someone asks you on a date and you say no. Then, you meet them again a year later and you think he/she is very attractive.

c) Your husband/wife keeps fighting with you, but they think that they are doing nothing wrong.

The Art of Persuasion

Every conversation is an act of persuasion. We all have opinions and beliefs, and often we have to convince someone else that we are right (and that they are wrong). Persuading in another language is a difficult skill to master. This lesson focuses on improving your persuasion.



Language Point

Persuasion Language

There are many different ways to persuade someone in English. Here's a few tips:

1. Be Confident

Speak clearly and objectively. Stand up straight. Give strong body language.

2. Concede

Concession (admitting that something is true that someone else says) is very important to win an argument.

"I think you're right about that."

"I'll give you that. You're right about that one point."

3. The Future Tense

Use the future tense to give someone assurance. You can use it in the positive and the negative form.

"You're going to love it, I swear."

"It's going to be fun, really."

"Let me show you what I'm talking about. It won't take long."



Practice

Persuasive Speeches

You are going to make a speech to the class about one of these topics. You must try to persuade the class to do one of these actions:

- Run Everyday
- Travel Alone
- Volunteer at a Homeless Shelter
- Be Vegetarian
- Stop Going to School

Discussion Questions

Work in a group.

1. Which idea do you like the best? Why?
2. Which idea do you like the least? Why?
 1. Think of reasons to support each idea.
 2. Think of one reason against each idea.



Final Activity

Your Speech

Make quick notes for your speech. Follow this structure:

1. Greeting: Politely say hello to the group.
2. Hook: Tell one interesting fact about your idea.
3. Main opinion: Tell everyone your idea.
4. Persuasions: Give at least 2 reasons why they should follow your idea. Use the persuasive words and the future tense. Be confident. Make promises.
5. Concede: Give one concession. Admit one small problem with your idea.
6. Best Reason: Finish with your best reason.




Health and Fitness

You are what you eat, and everything adds up. Our health is connected to our daily lives, and is an important topic for discussion. This lesson focuses on eating and living right!

1. *Do you eat junk food? How often?*
2. *Do you prepare your own food at home? Why? Why not?*
3. *How can you live a healthy life?*



How much fruit do you eat per day?



Language Point

Talking about Health and Routine

When you are giving suggestions about health, you can use *should*. But be careful, people are very sensitive about their lifestyle. Use these expressions to offer more polite recommendations:

I think it'd be good if you ate less saturated fat.

You might want to consider being more active.

Have you ever thought about maybe joining a gym?

Eating oatmeal instead of bacon *might do you some good*.

When you are talking about routine, don't forget to use the simple present tense with the right time expression.

I exercise three times *a week*.

I eat an apple once *a day*.

A few days a week, I eat vegetarian.

I go to the doctor *once a year*.

How can you change your routine to be healthier?



Practice

Hal Needs Help!

Listen to this story about Hal. Answer the questions.

How old is Hal?

When does Hal wake up?

What does Hal eat? Is it healthy?

Does Hal exercise?


What should he do to live healthier?



Is it healthy?

Question 1 of 5
Eating an apple a day . . .

- A. keeps the doctor away
- B. makes you sick



Final Activity

The Personal Trainer

You are a personal trainer. Ask your partner about their eating and lifestyle and help them become healthier!

1. Describe what you ate yesterday.
2. Describe your exercise routine.
3. Are there any common health problems in your family?
4. What are your favourite foods? How often do you eat them?

Now, tell the class what your trainer recommended!

In the Hospital

Broken bones, baby deliveries, a sore knee... Whether we like it or not, we have to spend some times in the hospital. This lesson focuses on vocabulary and idioms that are common in the hospital.

1. *Have you ever broken a bone or injured yourself? What happened? How long did it take to recover?*

2. *Is healthcare free in your country?*



You should get a routine checkup once a year.



Language Point

Idioms

Question 1 of 3

Match the meaning to the idiom.

check up on



see if smn is well

give it to me straight



tell the direct truth

pull through



survive

touch and go



uncertain, dangerous

a tough cookie



strong person

a load off



a relief

strong person

uncertain, ...

tell the direct ...

survive

see if smn is ...

a relief



Check Answer



In the Hospital: Dialogue

Listen to the dialogue and fill in the blanks. Then, answer these questions:

1. Will Jack's wife survive?
2. How is the baby? Is it ok?
3. Were there any problems with the labour?
4. When will the wife recover?

Jack: I'm here to _____(1) up on my wife. Give it to me straight, doc, is my wife going to pull through?

Doctor: Well, it was touch and go. Your wife is a tough cookie, and the baby is alive and kicking.

Jack: That's a load off. I was worried for a second there.

Doctor: I hate to _____(2) it to you, though, there

Listening

Fill in the Blanks

Listen to the video above and read along. Drag the correct word to the number.

1.



check

2.



break

3.



turned

4.



swing

5.



easy

6.



lift

swing

break

check

easy

lift

turned

Check Answer



Practice

Using the Idioms

Idioms are important because they can express your feelings and ideas clearly. Use the idioms in these sentences.

A: I heard that Dave is in the hospital.

B: We should _____. He might be lonely.

A: I heard that there was a terrible car accident last night.

B: Do you know if the driver _____?

A: My grandpa has had three heart attacks.

B: Wow, he's a _____.

A: So, what do the x-rays show, doctor? _____.

B: _____, but you have broken your leg.

A: When will I _____?



Final Activity

Soap Opera

In English, we call melodramatic TV series "Soap Operas". In Soap Operas, crazy and unrealistic things happen. People go to the hospital all the time! People rise from the dead and fall in love with multiple people.

Choose one these situations and create a scene from a Soap Opera with your group. Be as dramatic and emotional as possible!

- Your wife was hit by a car. Now she is in a coma.
- Your evil twin brother shot your evil twin sister.
- You were dead, but you are suddenly alive again! The problem is, your wife/husband married someone else!

Continue the story from the dialogue. Use as many idioms as you can in the conversation.

Create a Country

Countries can define our identity, but what is a country? It might sound like a simple question, but a country can be anything. This lesson focuses on talking about countries.

1. What is the best country in the world? (You can't choose your own)
2. What does your country's name mean?
3. Are there any special laws in your country?



The geography can define a country.



Language Point

Describing a Country

The name **of** my country is Canada.

The capital **of** Canada is Ottawa.

Canada is **bilingual**. The **official** languages are English and French.

The **national** hero of the country is Terry Fox.

The **population** of the country is 35 million people

The main **industries** of the country are logging and oil.

The country **consists of** ten provinces and 3 territories.

Canada's political system is **democratic**.

There are **laws against** gun ownership.

There is no **state religion**.

Canada's **immigration policy** is open. Canada welcomes immigrants **from** all over the world.

Marriage laws in Canada allow anyone from any religion to get married.

Canadian **citizens** have the **right to** free speech.

Canada's cherished **values** are tolerance and hard-work.




Practice

A New Country

The United Nations has discovered a large area of land in the middle of the Atlantic Ocean. They have decided to create a new country. Your group must decide on the laws and culture of this new country.

Answer these questions to create your country:

1. What is the name of the country? Why?
2. What is the capital city's name?
3. What is the population of the country?
4. What is the main industry?
5. What is the political system?
6. Name the top 3 important laws of the country.
7. Is there a state religion?
8. What is the immigration policy?
9. What do citizens have the right to do?
10. What don't citizens have the right to do?
11. What are the main values of the country?



Final Activity

Debate


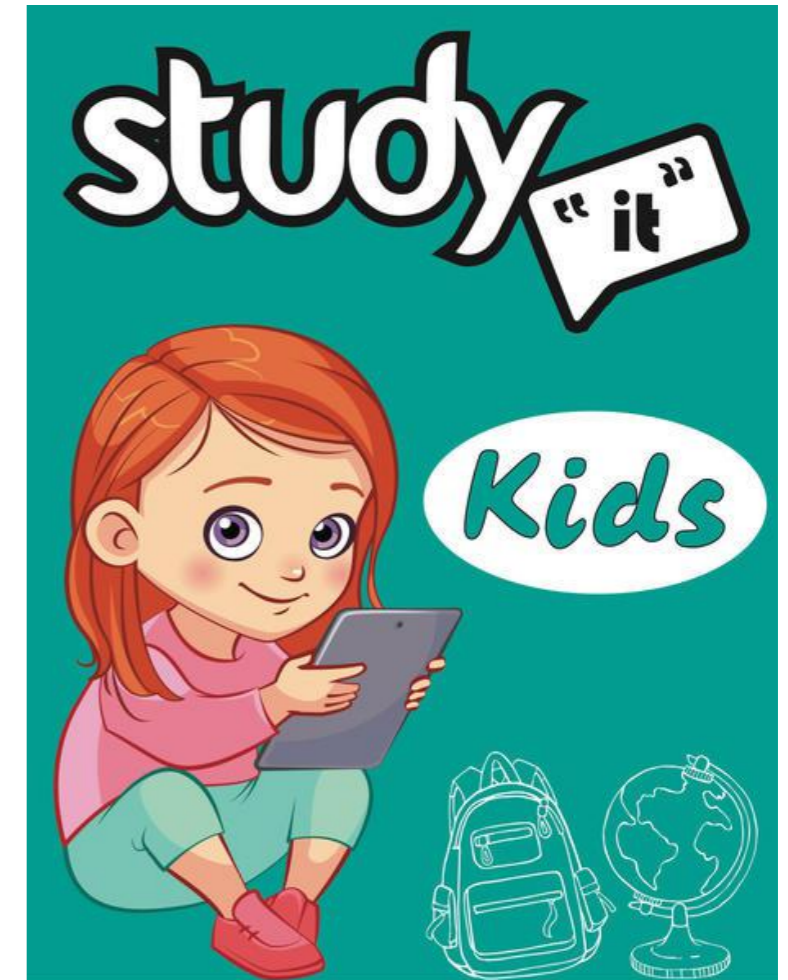
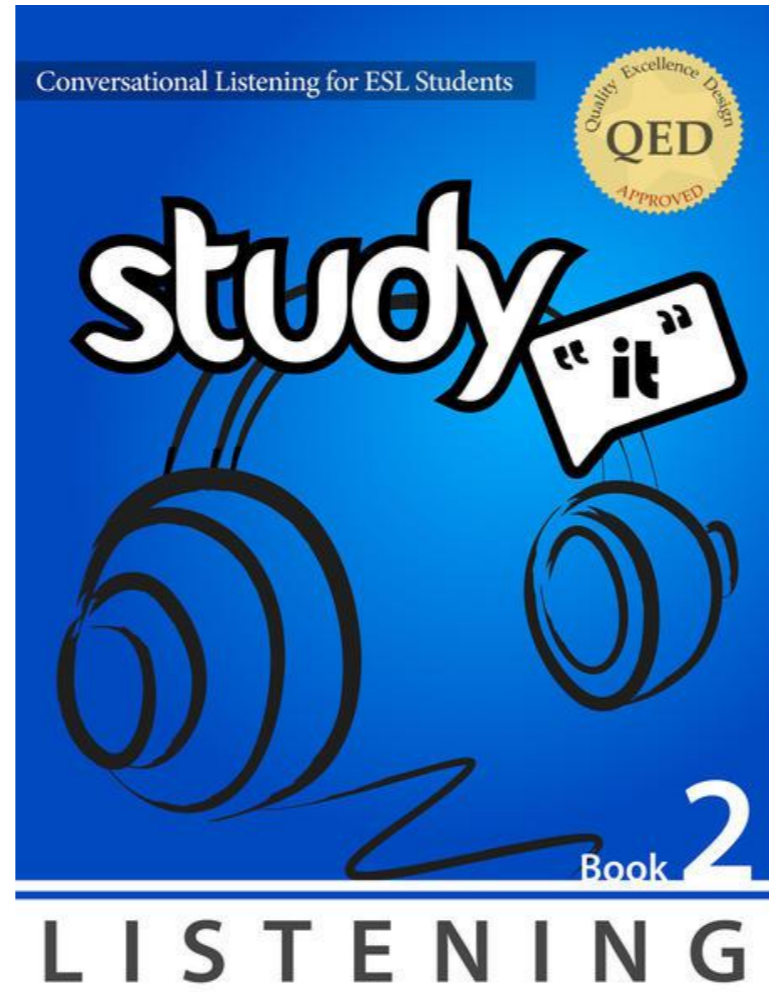

There are many different groups which want to create a country. Describe your country to the United Nations. Then, you must debate over which aspects should be chosen for the new country. You only have 10 minutes to decide!



A new country! Think of the possibilities.



Study More



Download these books to help you with your English!



NOW AVAILABLE

Android Users



The James Rice Show

All rights reserved. No part of this publication may be reproduced, distributed, or transmitted in any form or by any means, including photocopying, recording, or other electronic or mechanical methods, without the prior written permission
No unauthorized photocopying.

Every endeavour has been made to identify the sources of all material used. The publishers apologize for any omissions.

All characters or character names appearing in this work are fictitious. Any resemblance to real persons, living or dead, is purely coincidental.

Illustrations created by Migyoung and Mijeon Kim, Misako Hayashi, Jamie Matechuk Copyright ©Study It Books., all rights reserved. Illustrations may not be copied, printed or otherwise disseminated without written permission .

Images: Copyright © Shutterstock Inc., all rights reserved. Images may not be copied, printed or otherwise disseminated without written permission from Shutterstock Inc.

Written by James Rice, Jamie Matechuk

Edited by Alyne V. S. Rodrigues de Alvarenga

Developed by Misako Hayashi

Design Work by Mijeong Kim, Migyeong Kim

Audio Segments by James Rice, Jamie Matechuk, Dianne Lane and Kanako Hanai

Video Segments by Jose Barragan